

# Monarch Server

**Version 15.0**



## [Automator Project Editor Connection Strings Guide]



Datawatch Corporation makes no representation or warranties with respect to the contents of this manual or the associated software and especially disclaims any implied warranties of merchantability or fitness for any particular purpose. Further, Datawatch Corporation reserves the right to revise this publication and make changes from time to time to its contents without obligation to notify anyone of such revisions or changes.

Datawatch Monarch Server software is offered and is to be used in accordance with a SOFTWARE LICENSE AND MAINTENANCE AGREEMENT. This agreement stipulates that this software be used only in the computer system designated in that agreement. The agreement further stipulates that the customer shall not copy or alter, or permit others to copy or alter, the software or related materials in whole or in part, in any media for any purpose, except to make an archive (back-up) copy or to make a copy as an essential step in the use of the software with the customer's computer.

Datawatch Corporation hereby grants the buyer the right to reprint this documentation for internal uses only. No part of this publication may be reproduced, stored in a retrieval system, or transmitted in any form or by any means, electronic, mechanical, photocopying, recording, or otherwise, for any other purposes, without the prior written permission of Datawatch Corporation.

*Datawatch Monarch Server v15.0 Automator Project Editor Connection Strings Guide*  
Copyright © 2018 by Datawatch Corporation  
All rights reserved. Printed in the U.S.A.  
Unpublished - Rights reserved under the copyright law of the United States.

Datawatch Monarch Server is a trademark of Datawatch Corporation. Other products mentioned herein may be trademarks or registered trademarks of their respective owners in the United States or other countries.

For U.S. Government End Users, the software is a "Commercial Item(s)," as that term is defined at 48 C.F.R. Section 2.101, consisting of "Commercial Computer Software" and "Commercial Computer Software Documentation," as such terms are used in 48 C.F.R. Section 12.212 or 48 C.F.R. Section 227.7202, as applicable. Consistent with 48 C.F.R. Section 12.212 or 48 C.F.R. Sections 227.7202-1 through 227.7202-4, as applicable, the Commercial Computer Software and Commercial Computer Software Documentation are being licensed to U.S. Government end users (a) only as Commercial Items and (b) with only those rights as are granted to all other end users pursuant to the Datawatch Software License and Maintenance Agreement.

## **DATAWATCH CORPORATION**

### **CORPORATE HEADQUARTERS**

4 Crosby Drive  
Bedford, MA 01730, USA  
Tel.: +1 800.445.3311  
Fax: +1 978.441.1114

### **NEW YORK**

415 Madison Avenue, Suite 1421  
New York, NY 10017  
Tel.: +1 800.445.3311

### **GREENSBORO, NC**

101 S Elm #225  
Greensboro, NC 27401  
Tel: +1 800.445.3311

### **EUROPE, MIDDLE EAST, AND AFRICA**

#### **EUROPEAN HEADQUARTERS**

Siena Court, Broadway  
Maidenhead, Berkshire SL6 1NJ  
Tel: +44 203.868.0230

### **DATAWATCH AB**

Eriksbergsgatan 10  
Stockholm, Sweden SE-114 30  
Tel: +46 853.480.483

### **ASIA PACIFIC**

#### **MANILA**

U2011 20th Flr Jollibee Plaza Condominium  
F. Ortigas Jr. Rd., Ortigas Center  
Pasig City 1605 PH  
Tel: +63 2.633.5583

# Table of Contents

<b>Introduction .....</b>	<b>1</b>
<b>Using Project Editor Connection String Wizard .....</b>	<b>2</b>
Project Editor Connection Wizard How-To.....	2
OLE DB for Native MS SQL Provider.....	3
ODBC Provider.....	5
OLE DB Provider .....	6
Storing Database Connections In Files .....	7
UDL Files .....	7
DSN Files.....	8
<b>Examples of Connection Strings.....</b>	<b>10</b>

# Introduction

A connection string is a string version of the properties of a database or data file and the means of connecting to it. It also enables you to easily store connection information within the application.

Writing a connection string depends on the provider or driver that will be used. For example, the address of the server or path of the data source file is needed for the provider to know where it will connect to.



## NOTES

- As it is a string, no data types are used. Therefore, it has to be correctly coded and adhere to formatting rules to be properly read by drivers.
- When connecting to a data provider using Windows Authentication, you can use separate service accounts for additional application isolation.
- The ActiveX controls and driver's bitness must match the application.



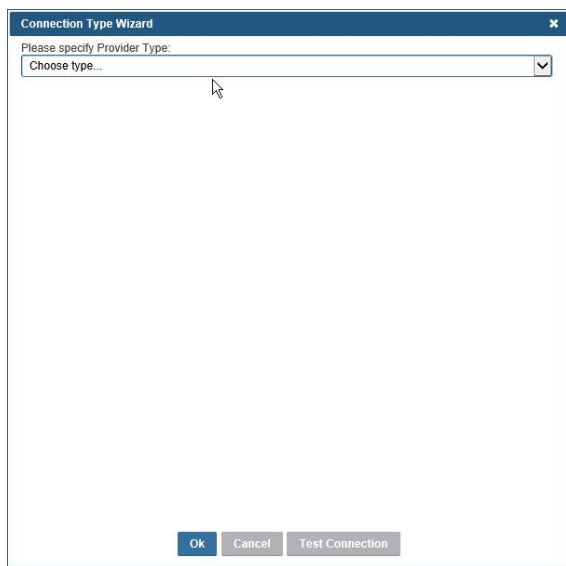
However, using a native connection string builder wizard in web applications is impossible, and thus, connection strings are written without any prompts. Fortunately, Project Editor contains its own connection string builder wizard to help users in specifying common connection types.

The usage of database connection strings in Datawatch Project Editor is described in detail below.

# Using Project Editor Connection String Wizard

## Project Editor Connection Wizard How-To

The Project Editor Connection String Wizard is used on Project Editor inputs for database input type and on exports for OLE DB output.



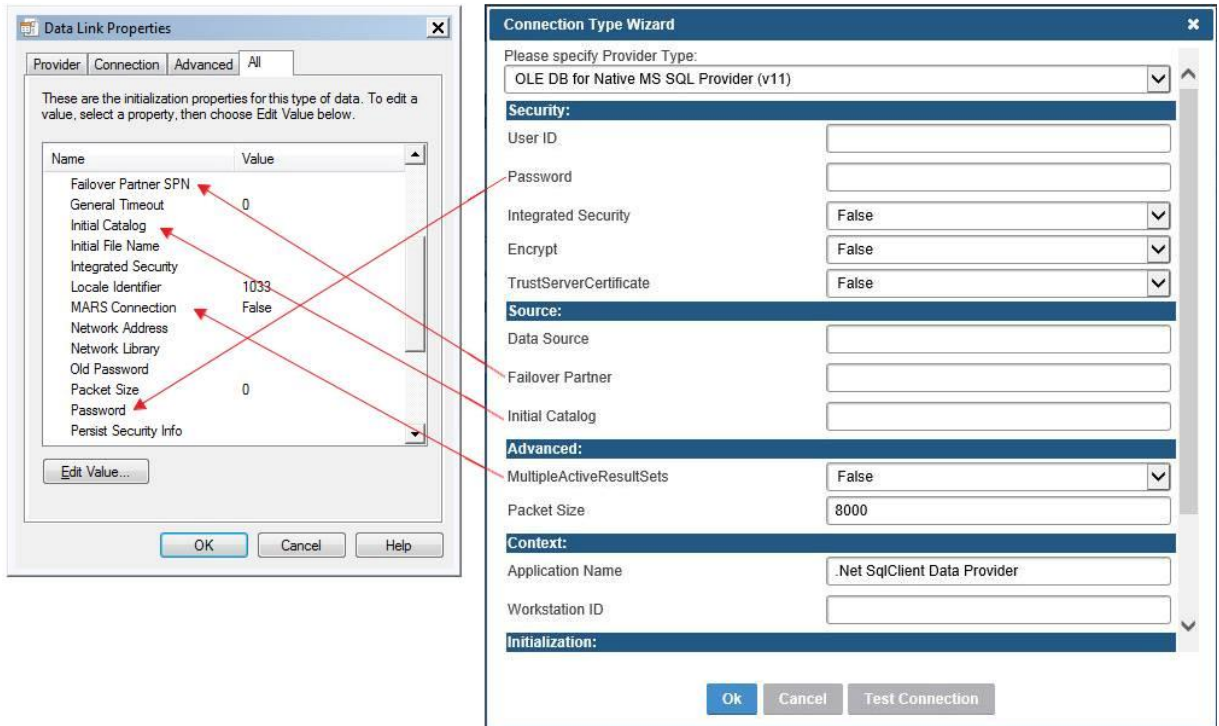
The Project Editor Connection String Wizard contains a set of common connection string providers:

- OLE DB for Native MS SQL Provider
- ODBC Provider
- OLE DB Provider

If you specified a connection string previously, the Wizard tries to calculate the provider type, and options are filled automatically from the connection string.



The properties of the Project Editor Connection String Wizard are the same as those of the native OLE DB Wizard. These properties are specified by category, as shown below.



## OLE DB for Native MS SQL Provider

The OLE DB for Native MS SQL Provider exposes OLE DB interface to gain data access on machines running MS SQL Server.

The SQLNCLI10 provider contains the following properties:

- ❑ Security
  - **User ID:** The user ID to be used when connecting to a data source.
  - **Password:** The password for the SQL Server account.
  - **Integrated Security:** A Boolean value that indicates whether a user ID and a password are specified in the connection (when false) or whether the current Windows account credentials are used for authentication (when true).
  - **Encrypt:** A Boolean value that indicates whether the SQL Server uses SSL encryption for all data sent between the client and the server if the server has a certificate installed.
  - **TrustServerCertificate:** A value that indicates whether the channel is encrypted while bypassing walking the certificate chain to validate trust.
- ❑ Source
  - **Data Source:** The name or network address of the instance of the SQL Server to connect to.

- **Failover Partner:** The name or address of the partner server to connect to if the primary server is down.
- **Initial Catalog:** The name of the database associated with the connection.
- Advanced
  - **MultipleActiveResultSets:** When true, an application can maintain multiple active result sets (MARS). When false, an application must process or cancel all result sets from one batch before it can execute any other batch on that connection.
  - **Packet Size:** The size in bytes of the network packets used to communicate with an instance of the SQL Server.
- Context
  - **Application Name:** The name of the application associated with the connection string.
  - **Workstation ID:** The name of the workstation connecting to the SQL Server.
- Initialization
  - **Connect Timeout:** The length of time (in seconds) for waiting for a connection to the server before terminating the attempt and generating an error.
  - **Current Language:** The SQL Server Language record name.
- Replication
  - **Replication:** A Boolean value that indicates whether replication is supported using the connection.



## ODBC Provider

The ODBC Provider is used to connect to data sources with ODBC driver support.

This provider contains the following properties:

- ❑ Security
  - **User ID:** The user ID to be used when connecting to a data source.
  - **Password:** The password for the data source.
  - **Trusted Connection:** A Boolean value that indicates whether a user ID and a password are specified in the connection (when false) or whether the current Windows account credentials are used for authentication (when true).
- ❑ Source
  - **Driver:** The name of the ODBC driver associated with the connection.
- ❑ Named Connection String
  - **DSN:** The data source name (DSN) associated with the connection.



**Connection Type Wizard**

Please specify Provider Type:  
ODBC Provider

**Security:**

User ID

Password

Trusted Connection  False

**Source:**

Driver

**Named ConnectionString:**

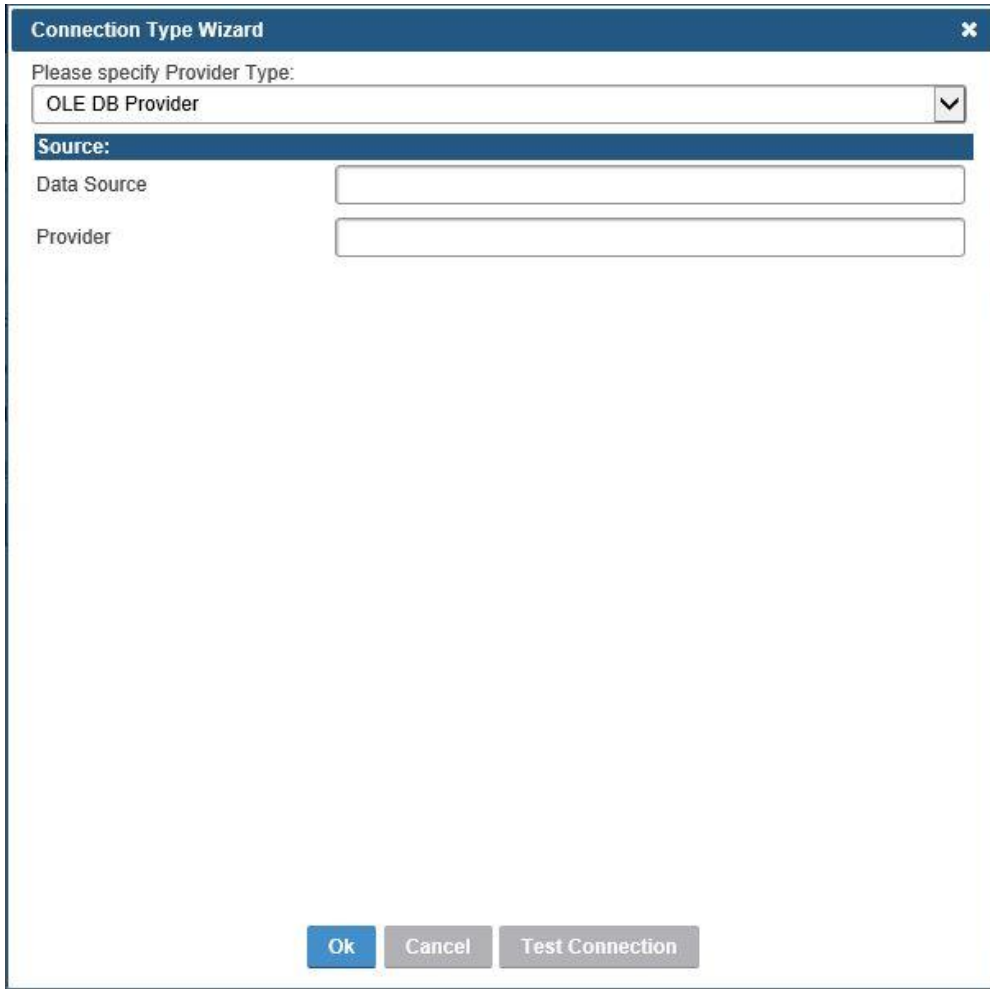
DSN

Ok Cancel Test Connection

## OLE DB Provider

This provider is a general OLE DB provider. Unfortunately, OLE DB connection string properties depend on the provider. Thus, the only common properties are Data Source and Provider name. All other properties need to be specified manually in the data source string.

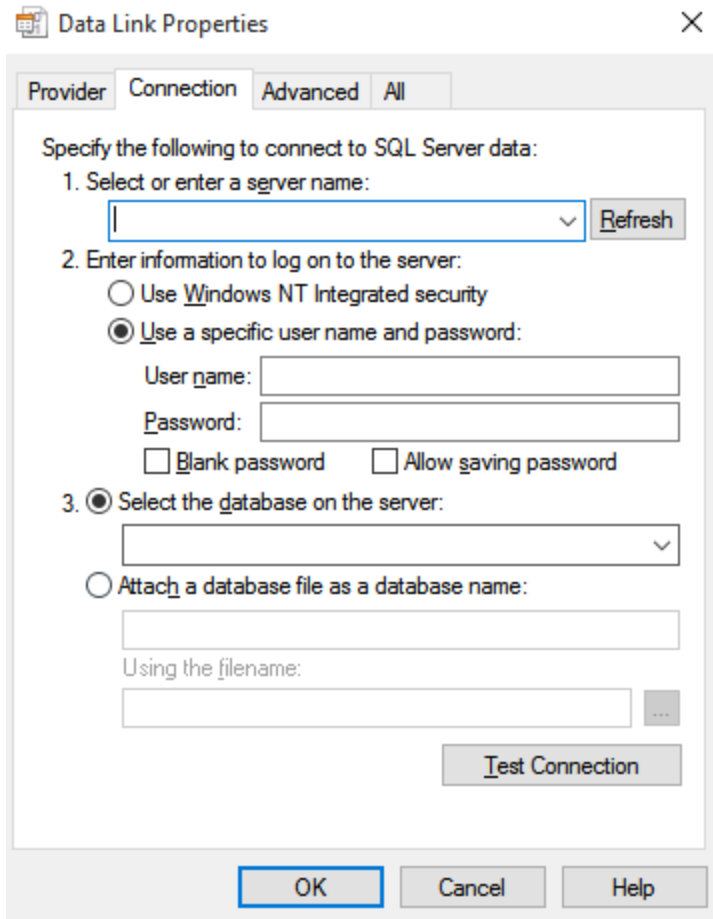




## Storing Database Connections In Files

### UDL FILES

Files with the `.UDL` extension contain information about the OLE DB connection to a database. To create a UDL file, you need to create an empty `.TXT` file and then save it with `.UDL` as the extension. Double-clicking on the newly created UDL file allows you to setup a database connection.



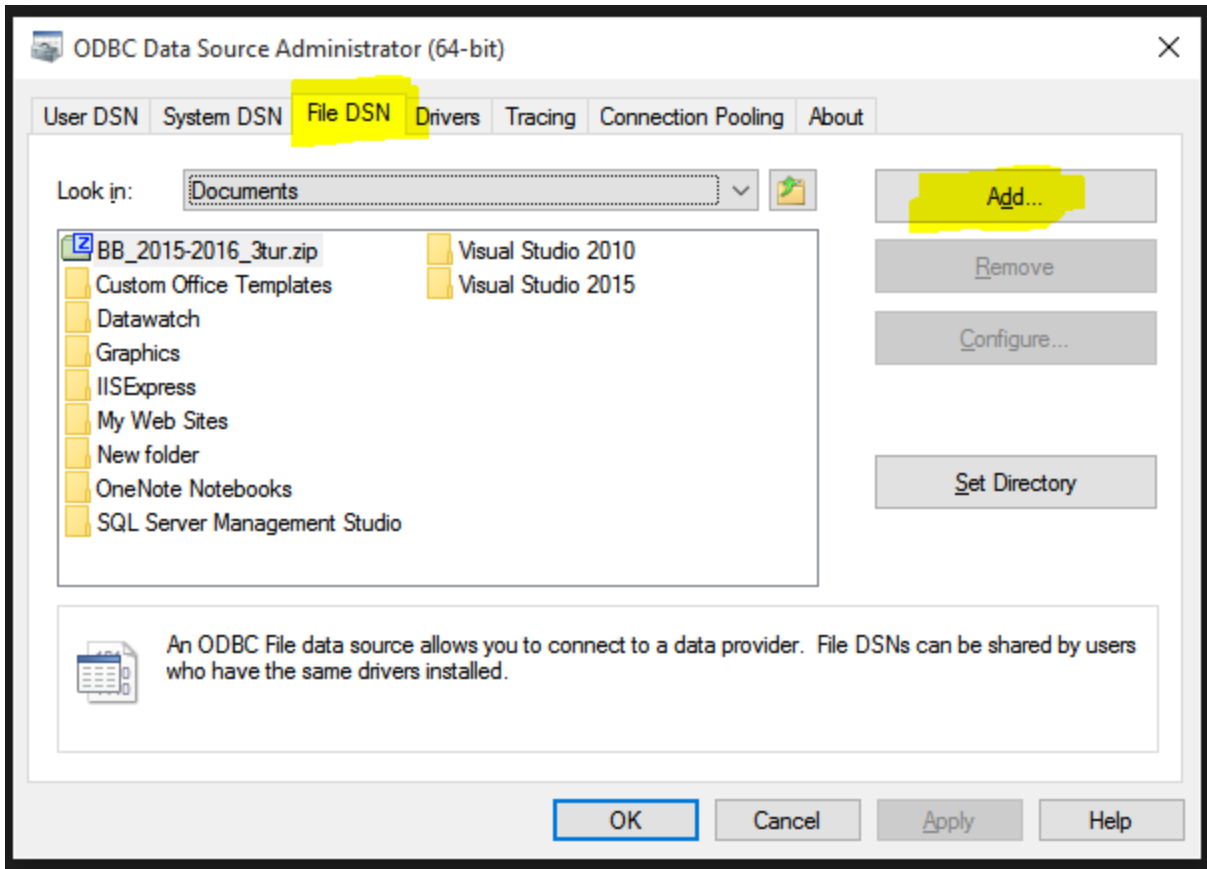
Below is an example of a UDL file.

```
[oledb]
; Everything after this line is an OLE DB initstring
Provider=SQLOLEDB.1;Password=P@s$wrđ;Persist Security Info=True;User
ID=sa;Initial Catalog=dev_Employ1;Data Source=SQLSERVER123
```

## DSN FILES

Files with the `.DSN` extension contain information about the ODBC connection to a database. To create a DSN file, open the ODBC Data Sources tool, click on the **File DSN** tab, and then click **Add**.





Below is an example of a DSN file.

```
[ODBC]
DRIVER=SQL Server Native Client 11.0
UID=sa
PWD=P@s$wrđ
DATABASE=dev_Employ1
WSID=SQLSERVER123
APP=Microsoft® Windows® Operating System
SERVER=SQLSERVER123
```



# Examples of Connection Strings

## **OLE DB SQL** server connections:

```
Provider=SQLNCLI10; Data Source= .\sqlexpress;Initial Catalog=NORTHWIND;User ID=admin;Password=pass12345
```

```
Provider=SQLNCLI11; Data Source= .\sqlexpress;Initial Catalog=NORTHWIND; Integrated Security="SSPI"
```

## **OLE DB MDB, XLS, XLSX** connections:

```
Provider=Microsoft.Jet.OLEDB.4.0;Data Source=D: \Export.xls;Extended Properties="Excel 8.0;HDR=YES";
```

```
Provider=Microsoft.ACE.OLEDB.12.0;Data Source=D:\ Export.xlsx;Extended Properties="Excel 8.0;HDR=YES";
```

```
Provider=Microsoft.ACE.OLEDB.12.0;Data Source=C:\sample.mdb
```

## **OLE DB Oracle** connections:

```
Provider=OraOLEDB.Oracle;Data Source= serverName; User ID=admin;Password=pass12345; OSAuthent=0;PLSQLRSet=1;
```

```
Provider=MSDAORA;Data Source=serverName;User ID= admin; Password=pass12345;
```

## **ODBC** connections:

```
ODBC;DSN=MsSqlSample2;UID=es11;
```

```
ODBC;DSN=MsSqlSample1;UID=es11;DATABASE=NORTHWIND;
```

## **UDL file** connections:

```
File Name=C:\Path\To\myFile.udl;
```

## **DSN file** connections:

```
FILEDSN=c:\myDsnFile.dsn;Uid=myUsername;Pwd=;
```